




# MB SEQ functions - quick reference

Detailed info for options and functions is available at  
[http://www.ucapps.de/midibox\\_seq\\_manual\\_m.html](http://www.ucapps.de/midibox_seq_manual_m.html)

#	Function	Description / Options
<b>Dedicated button functions (these can vary depending on panel design and MBSEQ_HW.V4 file)</b>		
1	Pattern 1,2,3,4	Select pattern/track group - G1, G2, G3, G4
2	Track 1,2,3,4	Select track within track group - T1, T2, T3, T4. 16 tracks are available in total
3	Trigger layer A,B,C	Select trigger layer A or B or C. Holding C opens trigger layer selection menu and allows to select others   Gate   Acc   Roll   Glide   Skip   R.G(random gate)   R.V(random value)   No FX
4	Parameter layer A,B,C	Select parameter layer A and B. C switches between C & D or with <i>Pressed&amp;Hold</i> open parameter layer selection menu and allows to select others. Four parameter layers available by default, but CC, Pitch, Prob, Delay can be added via trigger selection menu (?)    Note   Vel   Length   Roll
5	Step View	View and select steps if more than 16 are used   1..16   17..32   ...etc
6	Pattern	Select/load pattern/track group G1, G2, G3, G4 from SD memory location
7	Song	Select song parameters   Song #   Position   Action{Stop; x1..x16; Jump Pos; Jump Song; Mixer; Tempo; Mutes}    Select patterns: G1,G2,G3,G4
8	Edit	Enter edit mode to edit parameter layer step values and set trigger layer steps
9	Mute	Quickly mute/unmute tracks 1...16
10	Solo	Solo current track
11	←/→ (Left/Right)	Move cursor position. <i>Left</i> has limited usage
12	+/- (Inc/Dec)	Same as <i>Jog Dial</i> encoder - increases/decreases the current value
13	Exit	Quickly exit to top menu
14	Select	( <i>Press&amp;Hold</i> ) Select steps to be controlled by <i>All</i> function. Obviously has usage in other situations as well 

#	Function	Description / Options
15	All	Edit all selected steps set with <i>Select</i> function
16	Copy	Copy steps from selected # to #. Selection can be edited by <i>Select</i> function
17	Paste	Paste copied steps starting from # step. Selection can be edited by <i>Select</i> function
18	F1 (Clear)	(Press&Hold) Wipe selected track. Other functions can be assigned in MBSEQ_HW.V4 file
19	F2 (Select track)	(Press&Hold) Select track. Other functions can be assigned in MBSEQ_HW.V4 file
20	F3 (Select parameter layer)	(Press&Hold) Select parameter layer A,B,C,D...etc. Other functions can be assigned in MBSEQ_HW.V4 file
21	F4 (Select trigger layer)	(Press&Hold) Select/assign trigger layer 1..8. Other functions can be assigned in MBSEQ_HW.V4 file
22	Rec	Open record menu   Track #   Record{Live; Step}   Mode{Mono; Poly}   AStart{on; off}   Step #   TglGate    Port #   Chn #
23	«	Rewind. Active only in song mode
24	Stop	Stop playback and reset position to beginning
25	Play	Start playback of patterns/song
26	Pause	Halt/resume playback
27	»	Forward. Active only in song mode
28	Metronome	Toggle metronome on/off
29	Fast	Activate <i>Fast</i> mode for quicker value selection with encoders. Speed options for <i>Fast</i> can be changed in MBSEQ_HW.V4 file
30	Scrub	(Press&Hold) + <i>Jog Wheel</i> dynamically change actual position
<b>Menu functions</b>		
31	Menu+Scrub	Toggle loop mode on/off
32	Menu+GP1 (Mixer)	Open mixer view for 16 tracks. 12 pages can be switched with +/- . An additional options available with <i>Select</i> button    Midi port   Midi channel   Prog change   Volume   Panorama   Reverb   Chorus   CC1   CC2   CC3   CC4
33	Menu+GP2 (Event)	Open track setup editor   Track #   Type{Note; Chord; CC; Drum}   Step #   ParL #   TrgL #   Port #   Chn #   Edit Name

#	Function	Description / Options
34	Menu+GP3 (Mode)	Open track mode editor   Track #   Track on/off   Normal, Transpose, Arpeggiator   Hold{on; off}   Sort{on; off}   Restart{on; off}   Scale{on; off}   Sustain{on; off}
35	Menu+GP4 (Direction)	Open track playback direction editor   Track #   Select playback mode: Forward, Backward, PingPong, Pendulum, Rand.Dir, Rand.Step, Rand.D+S     Fwd #   Back #   Replay #   Repeat #   Skip #   Itv #   SyncM{yes; no}
36	Menu+GP5 (Divider)	Open track clock divider setup editor   Track #   Clock #   Divider{normal; triplet}   Sync to Measure{on; off}    Timebase selector: 1, 2, 4, 8 ..etc
37	Menu+GP6 (Length)	Open track length editor   Track #   Length #   Loop #    Quick length selection: 4, 8, 16 ..etc
38	Menu+GP7 (Transpose)	Open track transpose editor   Track #   Transpose selector: -7 oct ... +7 oct   -7 sem ... +7 sem

4 a b

From:  
<http://wiki.midibox.org/> - **MIDIbox**

Permanent link:  
[http://wiki.midibox.org/doku.php?id=midibox\\_seq\\_quick\\_reference&rev=1273342551](http://wiki.midibox.org/doku.php?id=midibox_seq_quick_reference&rev=1273342551)

Last update: **2010/05/08 19:15**

