




MB SEQ functions - quick reference



Detailed info for options and functions is available at


http://www.ucapps.de/midibox_seq_manual_m.html

Print-friendly (on two A4 sheets) xls version available here [mbseq_prn_.zip](#)

#	Function	Description / Options
Dedicated button functions (these can vary depending on panel design and MBSEQ_HW.V4 file)		
1	Pattern 1,2,3,4	Select pattern/track group - G1, G2, G3, G4
2	Track 1,2,3,4	Select track within track group - T1, T2, T3, T4. 16 tracks are available in total
3	Trigger layer A,B,C	Select trigger layer A or B or C. Holding C opens trigger layer selection menu and allows to select others Gate Acc Roll Glide Skip R.G(random gate) R.V(random value) No FX
4	Parameter layer A,B,C	Select parameter layer A and B. C switches between C & D or with <i>Press&Hold</i> open parameter layer selection menu and to select others. Four parameter layers available by default, but CC, Pitch, Prob, Delay can be added <u>via trigger selection menu (?)</u>  Note Vel Length Roll
5	Step View	View and select steps if more than 16 are used 1..16 17..32 ...etc
6	Pattern	Select/load pattern/track group G1, G2, G3, G4 from SD memory location
7	Song	Select song parameters Song # Position Action{Stop; x1..x16; Jump Pos; Jump Song; Mixer; Tempo; Mutes} Select patterns: G1,G2,G3,G4
8	Edit	Enter edit mode to edit parameter layer step values and set trigger layer steps
9	Mute	Quickly mute/unmute tracks 1...16
10	Solo	Solo current track
11	←/→ (Left/Right)	Move cursor position. <i>Left</i> has limited usage
12	+/- (Inc/Dec)	Same as <i>Jog Dial</i> encoder - increases/decreases the current value
13	Exit	Quickly exit to top menu
14	Select	(<i>Press&Hold</i>) Select steps to be controlled by <i>All</i> function. <u>Obviously has usage in other situations as well (which?)</u> 

#	Function	Description / Options
15	All	Edit all selected steps set with <i>Select</i> function
16	Copy	Copy steps from selected # to #. Step # can be edited by <i>Select</i> function
17	Paste	Paste copied steps starting from # step. Step # can be edited by <i>Select</i> function
18	F1 (Clear)	(Press&Hold) Wipe selected track. Other functions can be assigned in MBSEQ_HW.V4 file
19	F2 (Select track)	(Press&Hold) Select track. Other functions can be assigned in MBSEQ_HW.V4 file
20	F3 (Select parameter layer)	(Press&Hold) Select parameter layer A,B,C,D...etc. Other functions can be assigned in MBSEQ_HW.V4 file
21	F4 (Select trigger layer)	(Press&Hold) Select/assign trigger layer 1..8. Other functions can be assigned in MBSEQ_HW.V4 file
22	Rec	Open record menu Track # Record{Live; Step} Mode{Mono; Poly} AStart{on; off} Step # TglGate Port # Chn #
23	«	Rewind. Active only in song mode
24	Stop	Stop playback and reset position to beginning
25	Play	Start playback of patterns/song
26	Pause	Halt/resume playback
27	»	Forward. Active only in song mode
28	Metronome	Toggle metronome on/off
29	Fast	Activate <i>Fast</i> mode for quicker value selection with encoders. Speed options for <i>Fast</i> can be changed in MBSEQ_HW.V4 file
30	Scrub	(Press&Hold) + <i>Jog Wheel</i> dynamically change actual position
Menu functions		
31	Menu+Scrub	Toggle loop mode on/off
32	Menu+GP1 (Mixer)	Open mixer view for 16 tracks. 12 pages can be switched with +/- . An additional options available with <i>Select</i> button More details?  Midi port Midi channel Prog change Volume Panorama Reverb Chorus CC1 CC2 CC3 CC4
33	Menu+GP2 (Event)	Open track setup editor Track # Type{Note; Chord; CC; Drum} Step # ParL # TrgL # Port # Chn # Edit Name

#	Function	Description / Options
34	Menu+GP3 (Mode)	Open track mode editor Track # Track on/off Normal, Transpose, Arpeggiator Hold{on; off} Sort{on; off} Restart{on; off} Scale{on; off} Sustain{on; off}
35	Menu+GP4 (Direction)	Open track playback direction editor Track # Select playback mode: Forward, Backward, PingPong, Pendulum, Rand.Dir, Rand.Step, Rand.D+S Fwd # Back # Replay # Repeat # Skip # Itv # SyncM{yes; no}
36	Menu+GP5 (Divider)	Open track clock divider setup editor Track # Clock # Divider{normal; triplet} Sync to Measure{on; off} Timebase selector: 1, 2, 4, 8 ..etc
37	Menu+GP6 (Length)	Open track length editor Track # Length # Loop # Quick length selection: 4, 8, 16 ..etc
38	Menu+GP7 (Transpose)	Open track transpose editor Track # Transpose selector: -7 oct ... +7 oct -7 sem ... +7 sem
39	Menu+GP8 (Groove)	Open track groove editor Track # Groove style{off; shuffle ... etc} Intensity # Step # Dly # Len # Vel # Num Steps #
40	Menu+GP9 (Trigger)	Open track trigger layer selection menu Gate Acc Roll Glide Skip R.G(random gate) R.V(random value) No FX
41	Menu+GP10 (FX)	Open FX editor Local{Echo; Hum; Limit; LF0} Global{Loop; Scale} ·[Echo] Track # Repeats # Delay # Vel.Lev # FB Velocity % Note # Gatelen % Tcks % ·[Hum] Track # Intensity # Note{on; off} Vel/CC{on; off} Length{on; off} ·[Limit] Track # Lower # Upper # ·[LF0] Track # Wave{off; sine ..etc} Amp # Phs % Steps # Rst # OneShot{on; off} Note{on; off} Vel{on; off} Len{on; off} CC{on; off} ExtraCC # Offs # PPQN # ·[Loop] Mode{all tracks / step view ..etc} Offset # Steps # Loop{on; off} ·[Scale] Control{global, G1, G2 ..etc} Root{Keyb, C ...etc} Selected scale{major; minor ...etc}
42	Menu+GP11 (Manual trigger)	Manually trigger steps, (Press&Hold)+Select for sync to measure <u>options?</u> 
43	Menu+GP12 (Morph)	Open track morphing setup Track # Mode{on; off} Dst.Range # Value # Morphing control (also by CC1)
44	Menu+GP13 (BPM)	Open BPM settings editor <u>Options for In and Out?</u>  Mode{Auto; Slave; Master} Preset # Tempo # Ramp sec. Fire Preset Preset Page MClk{USB1 ..etc} In (?) Out (?) Din PPQN # Ext.Restart Tap Tempo

#	Function	Description / Options
45	Menu+GP14 (Save)	Open save menu Group # Location # Target # Save Category Label
46	Menu+GP15 (MIDI)	Opens midi setup editor · [Transpose and arp] Port # Chn # T/A Split{on; off} Midd.Note # Reset Stcks · [Section Control] Port # Chn # G1 # G2 # G3 # G4 # Fwd port Reset Stcks · [Midi Router] Node # In port Chn # Out port Chn # Default Port · [Misc] BLM_Scalar port{on; off} Midi Monitor
47	Menu+GP16 (SysEx)	SysEx operations <i>Options?</i> 
Utility functions		
48	Utility+GP1 (Track Select)	Select active track
49	Utility+GP2 (Copy)	Copy steps from selected # to #. Step # can be edited by <i>Select</i> function
50	Utility+GP3 (Paste)	Paste copied steps starting from # step. Step # can be edited by <i>Select</i> function
51	Utility+GP4 (Clear)	Wipe the track. No options - Wipes the track instantly!!!
52	Utility+GP5 (Move)	Move selected steps (like copy and paste together)
53	Utility+GP6 (Scroll)	Scroll the steps across
54	Utility+GP7 (Random)	Generates random events Track # Generate Clr Util Undo LayerA # LayerB # LayerC # TrgA # Trg B # Trg C #
55	Utility+GP8 (Undo)	Undo last <i>Paste, Clear, Move, Scroll, Random</i> operation
56	Utility+GP9 (Save)	Open save menu Group # Location # Target # Save Category Label
57	Utility+GP10 (Record)	Open record menu Track # Record{Live; Step} Mode{Mono; Poly} AStart{on; off} Step # TglGate Port # Chn #
58	Utility+GP11 (Mixer)	Open mixer view for 16 tracks. 12 pages can be switched with +/- . An additional options available with <i>Select</i> button <i>More details?</i>  Midi port Midi channel Prog change Volume Panorama Reverb Chorus CC1 CC2 CC3 CC4
59	Utility+GP12 (Options)	Open options menu Measure # Pattern # SyncChange (on, off) Paste/Clr steps Remote{auto;client;server} ID # Port # Request connection{no}
60	Utility+GP13 (Port Mute)	Access output port muting menu Def USB1 USB2 ...etc... AOUT Bus1 Bus2

#	Function	Description / Options
61	Utility+GP14 (Disk)	Open disk menu MSD USB{disabled; enabled/Pres&Hold/} Midi files{import; export; play}
62	Utility+GP15 (Mute)	Quick mute of all tracks/channels
63	Utility+GP16 (Unmute)	Quick unmute of all tracks/channels

To do:

- check descriptions and options for all functions in this quick reference
- fix/complement all “fixme” issues
- add *highlight* and *fontcolor* [<http://www.dokuwiki.org/plugin:fontcolor>] plugins so that font/background color of the options can be changed

From:

<http://wiki.midibox.org/> - **MIDIbox**

Permanent link:

http://wiki.midibox.org/doku.php?id=midibox_seq_quick_reference&rev=1273425081Last update: **2010/05/09 18:11**