
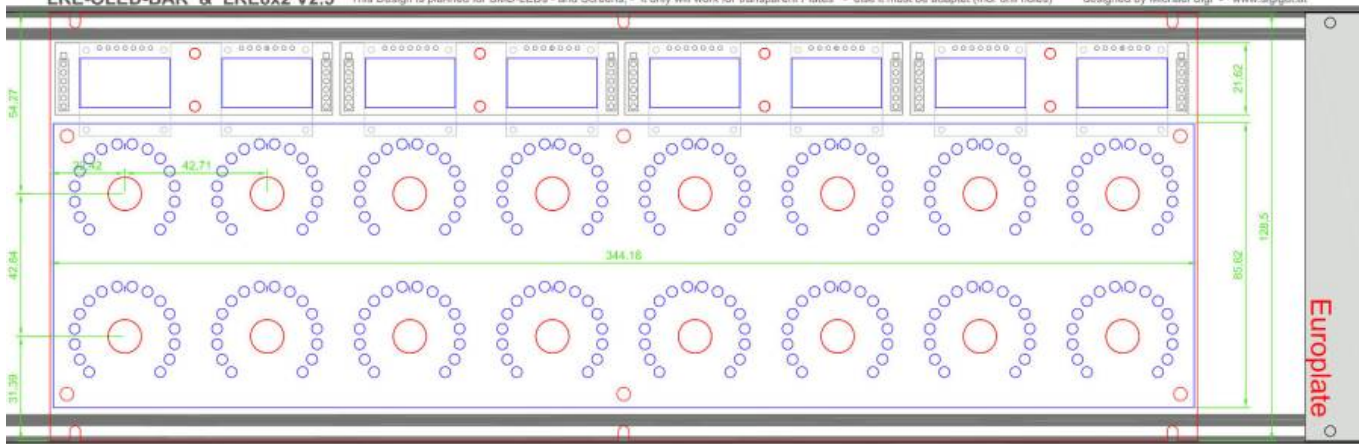


# LRE8x2 096 SSD1306-BAR for Eurorack



Eurorackpanel;  
 LRE-OLED-BAR & LRE8x2 V2.5 This Design is planned for SMD-LEDs - and Screens, - it only will work for transparent Plates - else it must be adaptet (mor drill holes) designed by Michael Sigl > www.siglut.at



I made this PCBs to use it with Fairlightii´s [mb-lre8x2cs\\_pcb](#)

### 4x PCBs on one 100x100mm

there is no V-Groove, you have to cut it on the marking groove it on top and back, with a new sharp cutter, do it several times, then break it



With this Method you pay for 20 PCBs 8€ all inclusive to EU-Austria

So you can Stuff 5 LRE8x2 with this.

Here are the gerberfiles for production - i made it with [JLPCB](#)

[lre-oled-reva-gerber.zip](#)



Home / My Account / Order history / W20220



Submitted

2022-01-13



Paid

2022-01-13



Reviewed



In Production



Shipped

### Shipping Information

Shipping Address:

michael

Oberösterreich, *...*

Shipping Method: Standard Global Direct Line

### Payment Information

Payment method: paypal


Payment received: 2022-01

Order total: €6.77

Item Details

Price Qty

Operate



LRE-OLED €1.75 5 pcs

Order Number: Y12-2436262A

Order Status: Reviewing

Gerber file: [LRE-OLED](#)

Build Time: 3 days

**MERCHANDISE TOTAL: €1.75**

**SHIPPING CHARGE: €4.59**

**PAYPAL FEE: €0.44**

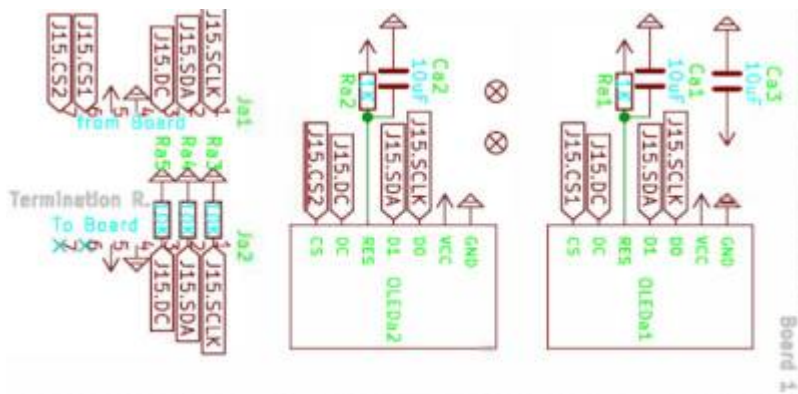
**ORDER TOTAL: €6.77**

And they are working, they also V-Grooved on my marking without extra costs...

## Hardware Requirements

- a MIOS32 Core to connect too
- Soldering Iron - with a Dip that can Handle Thruhole-Parts, solder Paste...
- LRE8x2 for its nature use

## Schematic




Full: [lre-oled-bar-schematic.pdf](#)

# Building and BOM


The Values are printet on the PCB.

**Following Quantity is for 4 PCBs:**


- 8x 1Row 7Pin headers (2.54mm pitch)
- 8x 1K 1208 SMD Resistors
- 12x 10uF 1208 Capacitors (non polarized)
- 3x 10K 0603 SMD Resistors which are optional



8x 0.96" SSD1306 Screens



## Frontpanel



I made a DXF File which you can send to [Formulor in Germany](#)

i panalized it so there are 2 Plates in it

I payed 40€ summed for booth plates incl shipping from Germany to Austria

[2xlre-oled-bar-dxf.zip](#)

### **Recommend Material from Formulor:**

3mm Acrylglas GS 384x384mm, mittelgrau transparent(7C83)

## To Do

waiting for christmas...

## Community users working on it

- **Phatline** = PCB & Schematic, UI-Programming, Documentation...

Just let a Private message on the forum to user already involved.

From:  
<https://wiki.midibox.org/> - **MIDIbox**

Permanent link:  
<https://wiki.midibox.org/doku.php?id=lre-oled-bar&rev=1643984136>

Last update: **2022/02/04 14:15**

