

# MIDIbox EuRoland Project



## Introduction

The Midibox EuRoland project aims to be a **Eurorack Re-Edit of Analog Drum Parts of Roland TR Drumachines** designed to fit in the Eurorack size Format, to be driven through MIDI or CV.

It's the Merging of these projects:

- [MB-606RE](#)
- [MB-808RE](#)
- [MB-909RE](#)

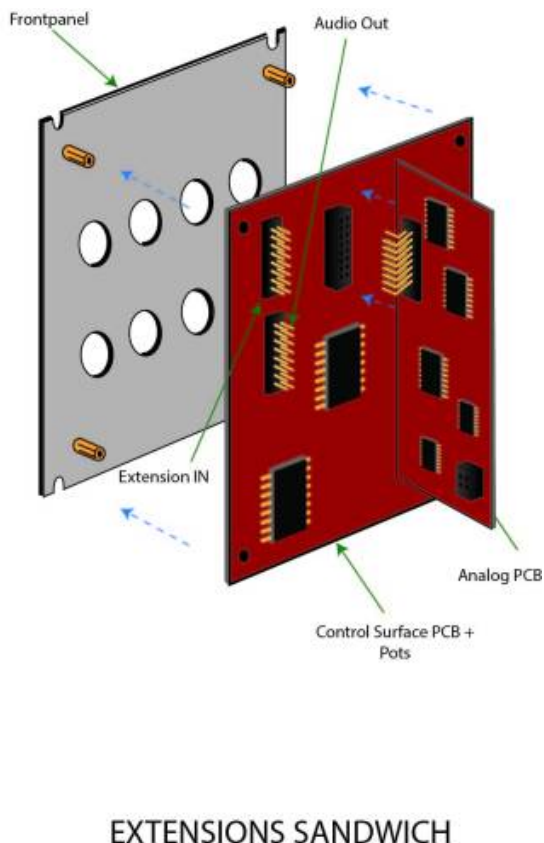
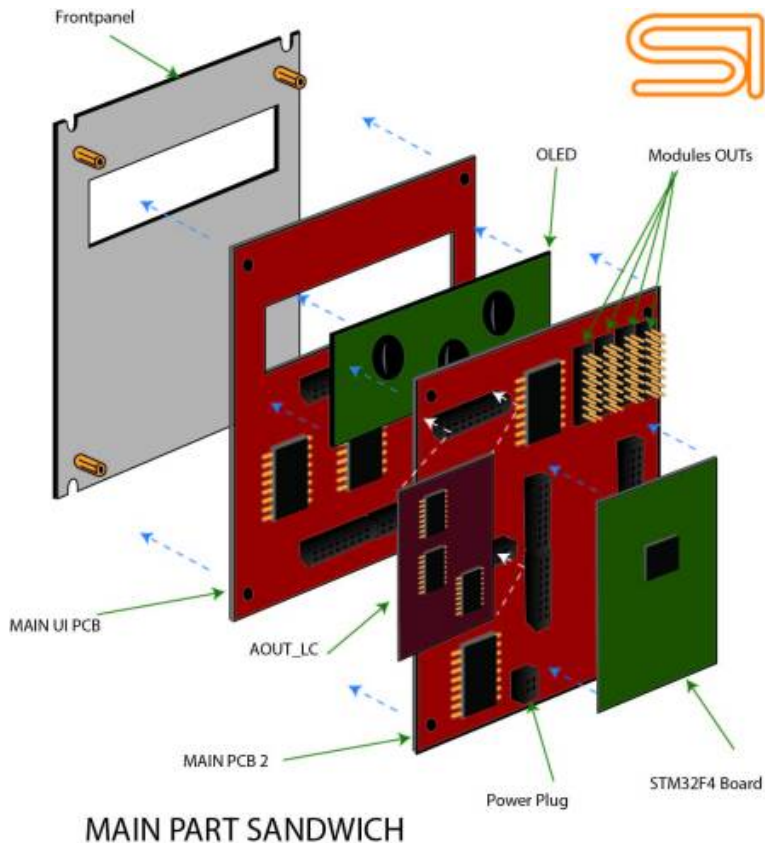
## Community users working on it

- [Phatline](#)
- [Psykhaze](#)
- [Antichambre](#)

## Getting Involved ?

Just let a Private message on the forum to users already involved

## General Design



2 Cases of use :

- **1. Midi-Interface:** Use the MB-Modulbox Standartmodules, for Digital UI and CV+Trig-Generation
- **2. Analog Interface:** Just Plug CV or Trig Jacks into the Analog Modules...without Midibox.

## Workshare

### 606

BD+SD > [Psykhaze](#)  
CY+HH > [Phatline](#)

### 808


BD, SD, TOM > [Psykhaze](#)  
CY, HH, COWBELL > [Phatline](#)

### 909

BD, TOM, SAMPLER-Voices > [Psykhaze](#)  
SD, RIM > [Phatline](#)

# Configuration

## MIDI Use



### MB-Modulbox Main PCB UI

**Access** to System-Settings, Channel, NoteNumbers  
**CV+Trig Out-Jacks** for Euroland Drum Modules

### MB-Modulbox 8xPotentiometer Module

When using the Euroland Modules via Midi, then there are some Performance Parameters available:  
 All Functions have effect on all 8 Voices @ once.

- **1.Velocity Offset** (-+64 > with Center Position = normal)
- **2.Velocity Kill depending Note Kill** (-+64 > with Center Position = normal > Full Spectrum)
- **3.Random Kill** (0=full Kill, 127 no Kill, Normal Position > 127)
- **4.Velocity 2 TriggerLength** (-+64 > with Center Position = normal 10ms, turn right:time inc by velocity in%, turn left:decrease%)
- **5.Accent:** (0-127-normal 127)
- **6.—:** could be something like Roll
- **7.—:** not used, could be something like a Accent for a Group of CVs
- **8.—:** not used, could be something like a Accent for a Group of CVs

accessible via MB-Modulbox 8xPot - PCB. Just plug it in, and activate the AIN-Port in MIOS

### MB-Modulbox 8x8 LED-Button-Matrix

Set CV + Trig Routing (some kind of trigger matrix), standard is 1:1 routing, so no need for this if you use a fixed setup.

## Analog Use

Here are only the Analog-Drum-PCB discussed, since all other Digital UI is based on MB-Modulbox Standart Modules, the MB-Modulbox Main PCB2 is special Variant, described here.

## Software Tools used

- [Inkscape Vector Drawing Software](#) - Front panel Concept Drawing
- [KiCAD PCB](#) - PCB Design | [KiCAD Librairies](#)
- [Code::Blocks Integrated Development environment](#) - MIOS programming

## Eurorack Relative

- **Eurorack Design 3U Height** =5,25"=133mm-rails=**128,5mm** .
- **Modules Frontpanels are 8HP-multiple wide** (8HP=**40,3mm**) see [Eurorack Specification](#).  
Frontpanel back spacers glued with JB-weld to avoid front screwing. [Eurorack Templates PDF](#) | [Eurorack Templates DXF](#)
- **PCB Size is 100mm height** To stay compliant to [Eurocard Specification](#)

From:

<https://wiki.midibox.org/> - **MIDIbox**

Permanent link:

<https://wiki.midibox.org/doku.php?id=mb-digiroland&rev=1478969995>

Last update: **2016/11/12 16:59**

