SVN Repository for MIOS8 and MIOS32 projects

MIOS8 and MIOS32 projects are stored in a SVN repository.

TODO: explain installation of SVN clients for Windows/MacOS/Linux here Optionally search for “svn” in the wiki to retrieve already existing documentation.

Using the SVN Web Client to determine Firmware Changes

Here an usage example:

Go to http://svnmios.midibox.org

Select the MIOS32 repository, and then click on the “View logs” button.

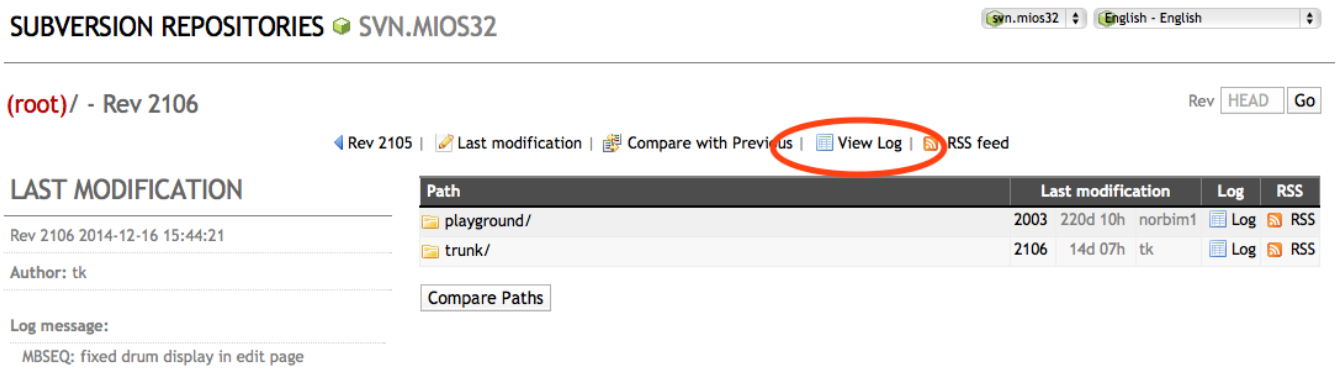

Check the comments, they are sometimes helpful. Select the potential problematic version with a “known good” one, or whatever you want to compare. Then click on the “show changed files” button:

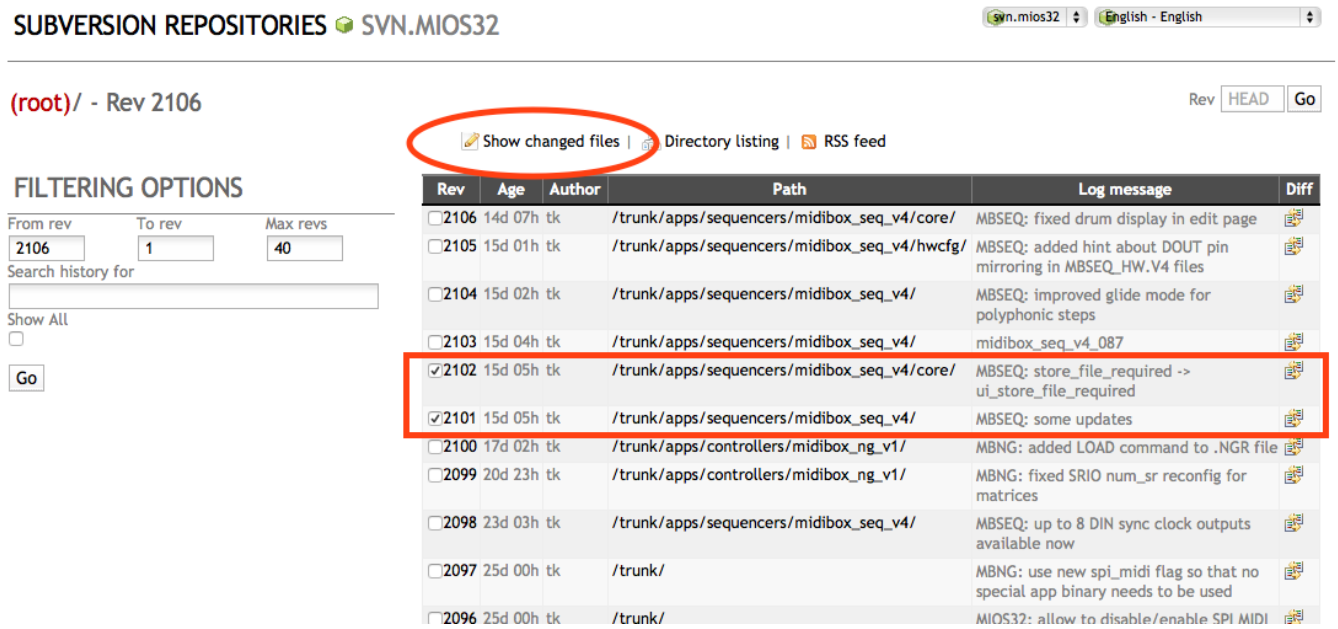

This gives you a nice looking diff over all changes:

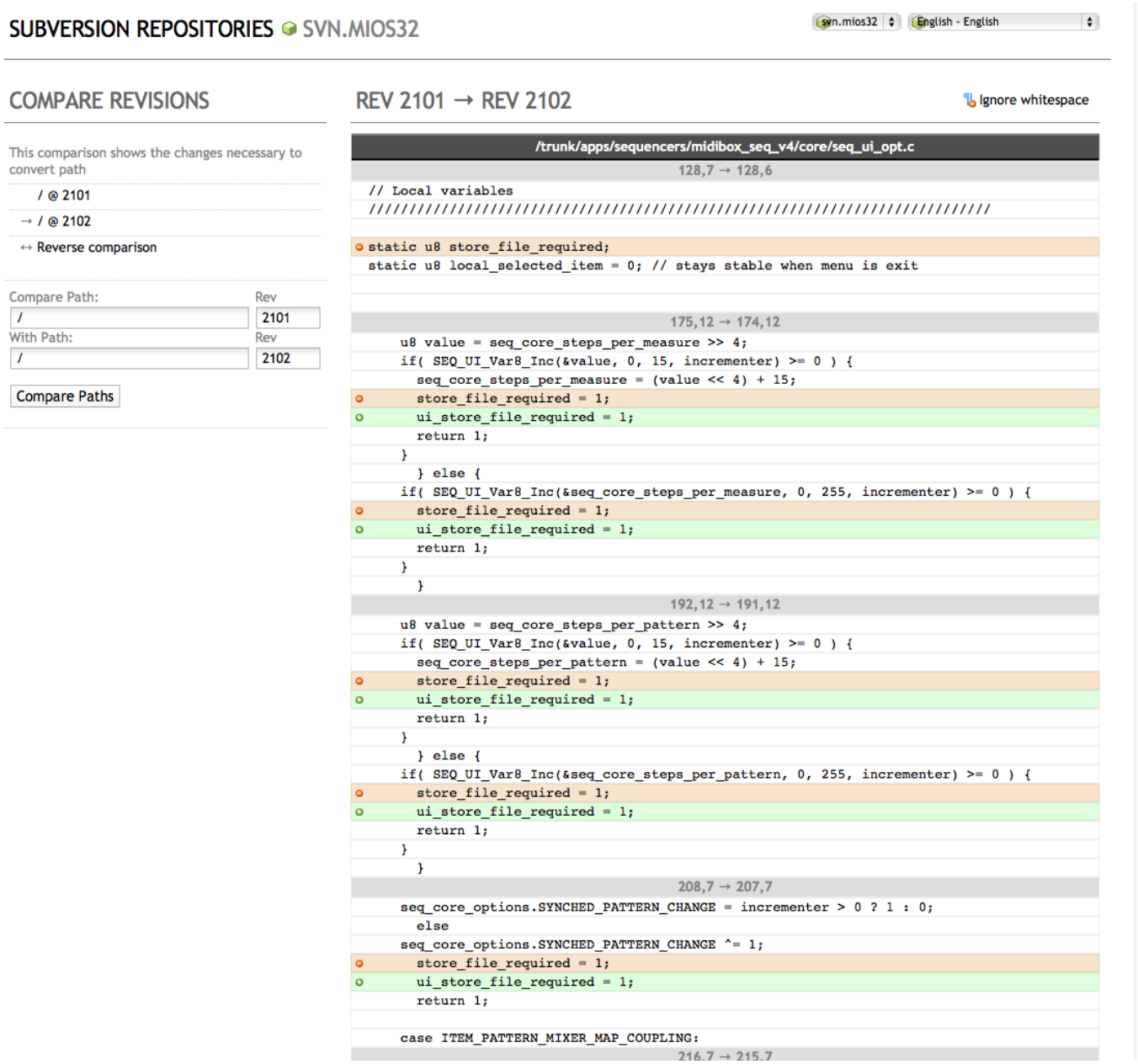

SUBVERSION REPOSITORIES SVN.MIOS32

svn.mios32 English - English

COMPARE REVISIONS

This comparison shows the changes necessary to convert path

/ @ 2101

→ / @ 2102

↔ Reverse comparison

Compare Path: / Rev 2101

With Path: / Rev 2102

Compare Paths

REV 2101 → REV 2102

Ignore whitespace

/trunk/apps/sequencers/midibox_seq_v4/core/seq_ui_opt.c

```
128,7 → 128,6
// Local variables
////////////////////////////////////////////////////////////////////////////
- static u8 store_file_required;
static u8 local_selected_item = 0; // stays stable when menu is exit


175,12 → 174,12
    u8 value = seq_core_steps_per_measure >> 4;
    if( SEQ_UI_Var8_Inc(&value, 0, 15, incrementer) >= 0 ) {
      seq_core_steps_per_measure = (value << 4) + 15;
-     store_file_required = 1;
+     ui_store_file_required = 1;
      return 1;
    }
      } else {
    if( SEQ_UI_Var8_Inc(&seq_core_steps_per_measure, 0, 255, incrementer) >= 0 ) {
-     store_file_required = 1;
+     ui_store_file_required = 1;
      return 1;
    }
      }
192,12 → 191,12
    u8 value = seq_core_steps_per_pattern >> 4;
    if( SEQ_UI_Var8_Inc(&value, 0, 15, incrementer) >= 0 ) {
      seq_core_steps_per_pattern = (value << 4) + 15;
-     store_file_required = 1;
+     ui_store_file_required = 1;
      return 1;
    }
      } else {
    if( SEQ_UI_Var8_Inc(&seq_core_steps_per_pattern, 0, 255, incrementer) >= 0 ) {
-     store_file_required = 1;
+     ui_store_file_required = 1;
      return 1;
    }
      }
208,7 → 207,7
    seq_core_options.SYNCHED_PATTERN_CHANGE = incrementer > 0 ? 1 : 0;
      else
    seq_core_options.SYNCHED_PATTERN_CHANGE ^= 1;
-     store_file_required = 1;
+     ui_store_file_required = 1;
      return 1;

    case ITEM_PATTERN_MIXER_MAP_COUPLING:
216,7 → 215,7
```

And with some luck you will find out quickly, that the variable has been declared in seq_ui.c :)

I'm using this web based method as well whenever somebody reports a problem after firmware changes in order to find out what I did 😉

From:
https://wiki.midibox.org/ - **MIDIbox**

Permanent link:
https://wiki.midibox.org/doku.php?id=svn&rev=1419981470

Last update: **2014/12/30 23:17**