SVN Repository for MIOS8 and MIOS32 projects

MIOS8 and MIOS32 projects are stored in a SVN repository.

TODO: explain installation of SVN clients for Windows/MacOS/Linux here Optionally search for “svn” in the wiki to retrieve already existing documentation.

Downloading projects with a SVN client with read-only access (sufficient for most users)

Use following URLs:

- MIOS8: svn:*svnmios.midibox.org/mios * MIOS32: svn:*svnmios.midibox.org/mios32

Downloading projects with a SVN client for read & write access

Ask TK for a SSH account.

Then use following URLs:

- MIOS8: svn+ssh:*svn@midibox.org/mios * MIOS32: svn+ssh:*svn@midibox.org/mios

Using the SVN Web Client to determine Firmware Changes

Here an usage example:

Go to http://svnmios.midibox.org

Select the MIOS32 repository, and then click on the “View logs” button.

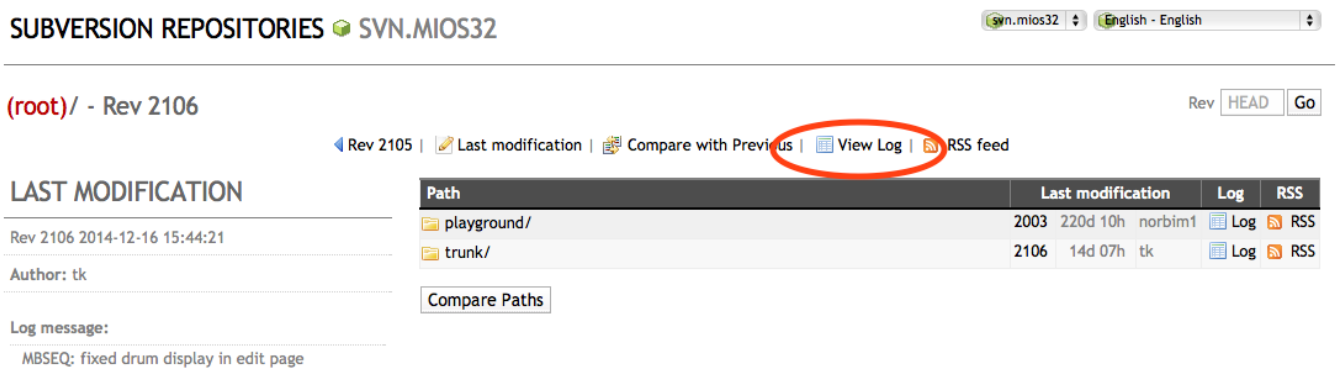

Check the comments, they are sometimes helpful. Select the potential problematic version with a “known good” one, or whatever you want to compare. Then click on the “show changed files” button:

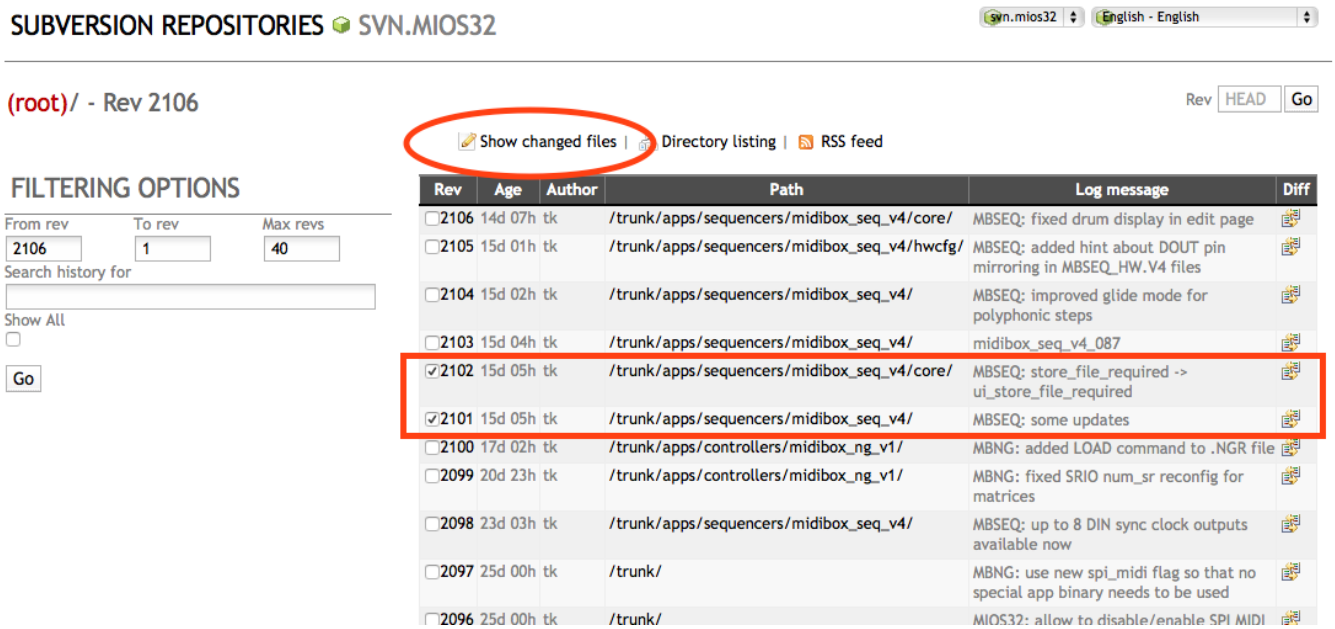

This gives you a nice looking diff over all changes:

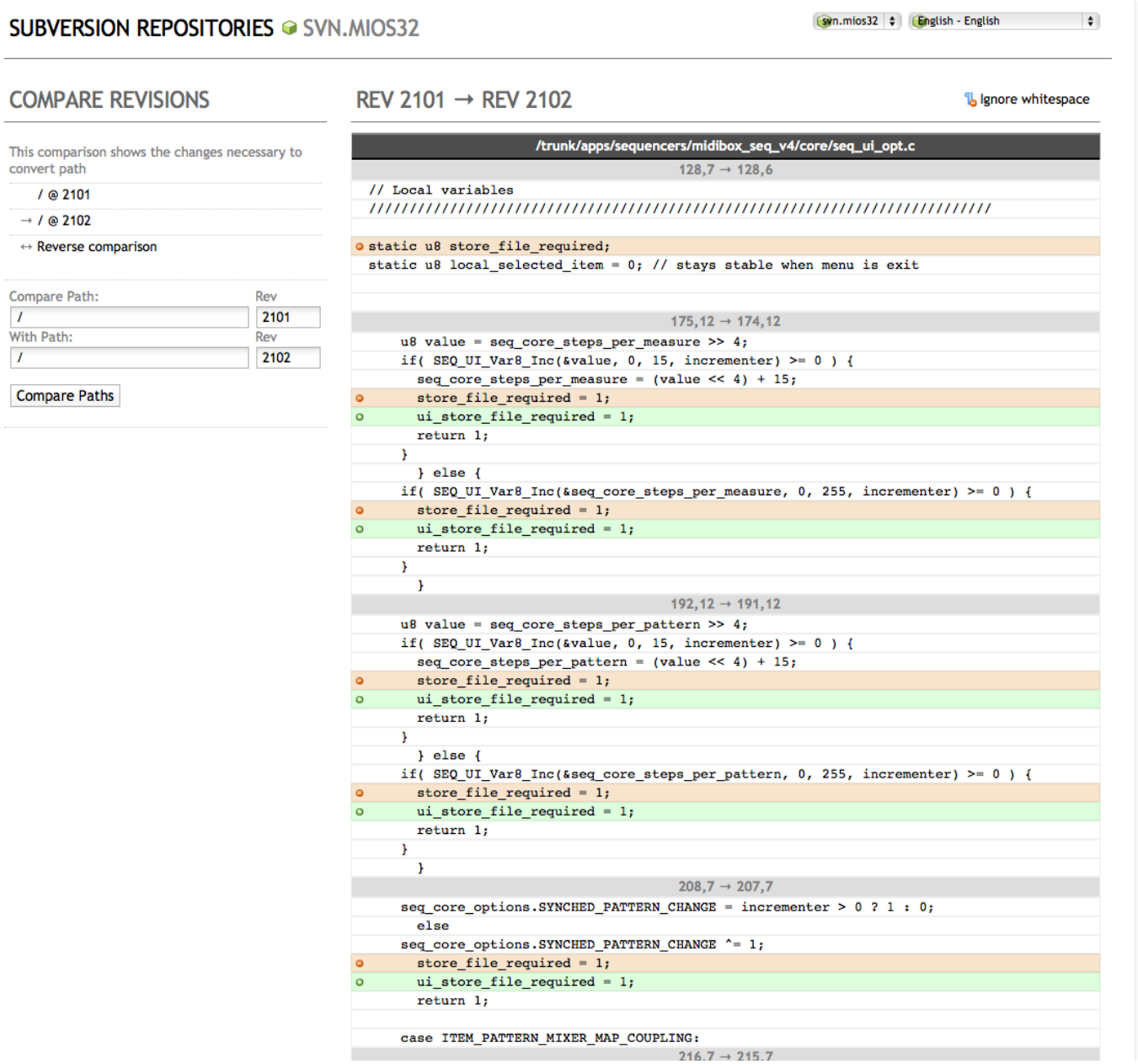

And with some luck you will find out quickly, that the variable has been declared in seq_ui.c :)

I'm using this web based method as well whenever somebody reports a problem after firmware changes in order to find out what I did 😉

From:
https://wiki.midibox.org/ - **MIDIbox**

Permanent link:
https://wiki.midibox.org/doku.php?id=svn&rev=1419981719

Last update: **2014/12/30 23:21**