


# TriggerMatrix V5

## first renders off Triggermatrix V5



TM-V5 uses custom PCBs


17 Screens now driven by the Display driver PCB

So the Matrix-Cells get names now in X and Y view

Trigger-Output on 5V Level (before it was all midi only)

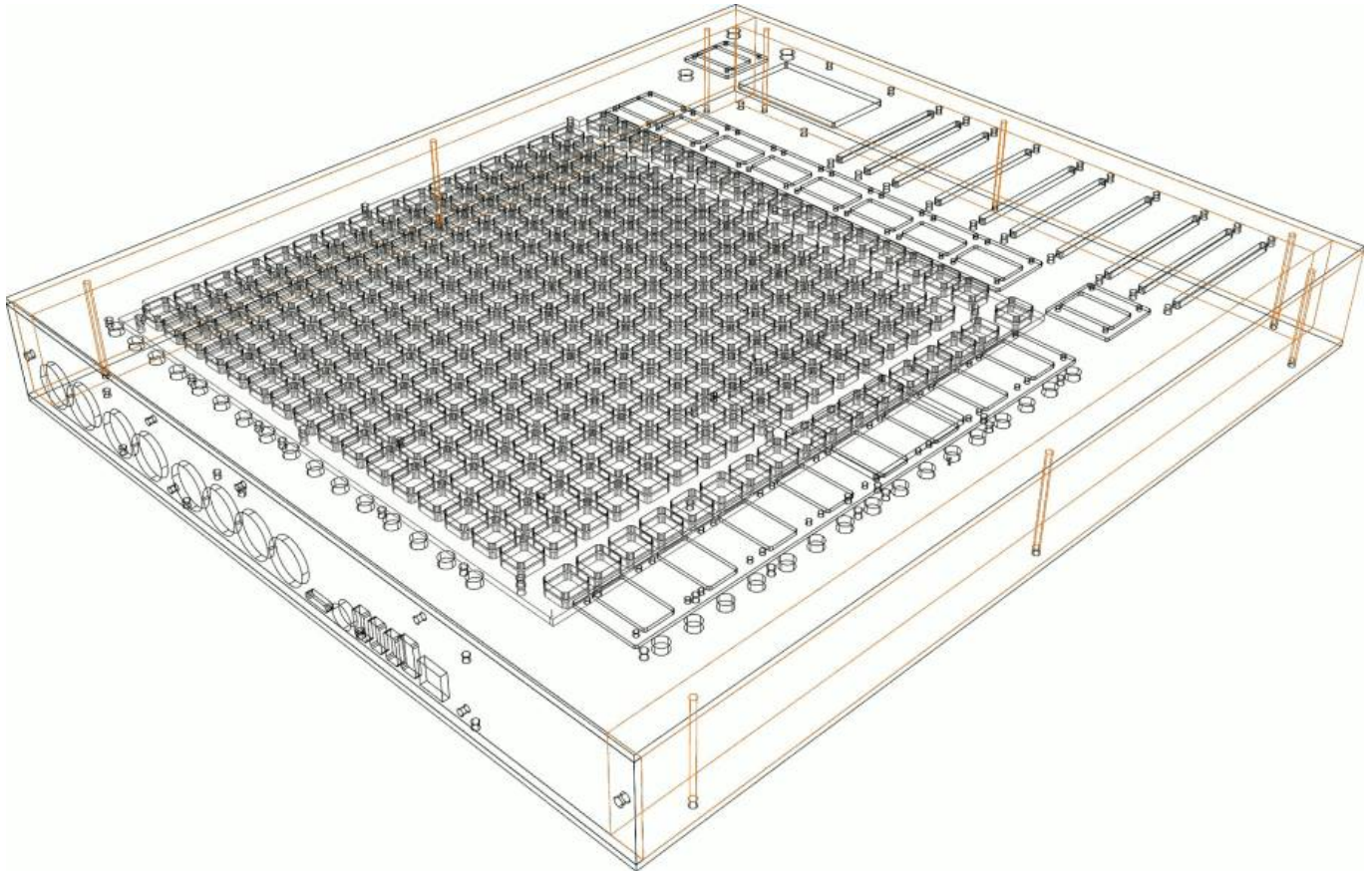
Trigger-Input on 3V, 5V or Mic-Preamplifier-Level

The whole Device will be a bigger because of Extra Screens and because of 2x16 3.5 Trigger JAKs...



## Housing and Panels

For Files and Pictures, please go to [TM5-Housing](#)



## BOM + common Components

### Order from Reichelt:

10x 10K Lin, Faders  
8x Fader-Knob, BLACK  
2x Fader-Knob, WHITE  
1x 26Pole Wire

### Order from other Sources:

17x OLED-Displays 128x64px 0,96"  
144x M2 Nuts  
72x M2 Discs  
3x Encoder Knob  
1x Micro-SD-Card, which is not Hi-Capacity, eg take 4 or 8GB Cards!  
17x Leiterplatten Montageblock aka Standoffs  
1x 0.5m Micro-USB-Cable this will be cut at the USB-A Side off the Cable, and then soldered to the USB-B Port off the Core4Disc-Board

## M2 Screws

\* 72 x 7-5-8mm (Displays) for example 100x 8mm

## M3 Screws

— i buy more, so its cheaper, but you may order smaller quantities

- \* 20 x 3,5 - 4mm [for example 1000x](#)
- \* 14 x 8,5mm > [for example 100x 10mm](#)
- \* 13 x 14,5mm [for example 100x 16mm](#)
- \* 19 x 17,25mm [for example 100x 20mm](#)
- \* 8 x 54mm - if not accessible you may drill the Panel to 4mm: [8x 60mm M4 Screws](#)
- \* you will also need 8x M4 Nuts when using M4 screws...
- \* optional 10 x 6mm [for example 100x 6mm](#)
- \* optional 3mm Discs [for example 100x Discs](#)
- \* lots off M3 Nuts [for example 1000x](#)

## Other Screws

- \* 2x Woodscrews 15-20mm [for example 50x 20mm](#)

## PCB + their Components

- [TM5-GateInput](#) Levelshifter 5V>3V and Preamp for Gate/Trigger-Input
- [TM5-codeblock](#) Menuesection
- [TM5-Gate-Board](#) 3,5 Jack Boards for 16 + 16 Gates
- [TM5-DinDoutGate](#) Module for UI and Gates
- [Core4Disc](#) CoreBoard for STM32F407VGT6 Discovery Boards, with some onboard Peripheral
- [Core4DiscMidiEx](#) Midi-Expansion Board for Core4Disc
- [DisplayDriver-SMD](#) Display Driver for 18x SSD1306 7Pin Displays
- [BLM16x16V2](#) 16x16 Button Led Matrix

## Complete BOM for Boards above

copy following list into this [mouser.com-Link](#)

```
595-SN74LVC1G17DBVR|12
80-C0805C104M5R|32
710-860010273011|1
863-BAT54LT1G|34
595-SN74HC595DR|15
595-SN74HC165DT|5
710-61201021621|2
863-BC818-40LT1G|34
660-RK73B2ATTD102J|34
660-RK73B2ATTD103J|75
603-RC0805JR-13220RL|40
660-RK73H2ATTD56R0F|40
604-APTR3216ZGC|300
```

604-APTR3216QBC/D|300  
833-1N4148WL2-TP|150  
652-PEC11R-4015F-S24|3  
649-1012937890401BLF|1  
517-30310-6002|5  
571-1-2178710-0|4  
490-SJ1-3535NG|32  
667-ERJ-P06J102V|32  
495-TSR2-2450|1  
538-67068-8000|1  
583-1N5818-T|1  
649-1012938390801ALF|1  
806-KCDX-5S-S2|4  
511-STM32F407G-DISC1|1  
490-PJ-079BH|1  
611-1101M2S4AV2BE2|3  
538-89485-8000|1  
649-75869-232LF|1  
806-KCDX-5S-S2|4  
660-RK73B2BTDD221J|2  
710-61200823021|22

### Order from Reichelt:

10x [Button](#)  
20x [M3 5mm long Spacer](#)  
6x [Micromatch-connector 10pin](#)  
32x [Jumper](#)  
21x [2x5Pin FeMale 2,54mm Header](#)  
2x [2x25Pin Female 2,54mm Heades](#)  
3x [1x20Pin Male 2,54mm Header](#)  
1x [2x10Pin Male 2,54mm Header](#)  
4x [2x4Pin Female 2,54mm Header](#)  
19x [Female Pinheader 1x7pin](#)

## Community users working on it

- [Phatline](#) = Programming, Documentation, Hardware-Prototype, Testing, Jamin...

## Getting Involved ?

Just let a Private message on the forum to user already involved.  
or join the forum: [Triggermatrix 5](#)

From:

<https://wiki.midibox.org/> - **MIDIbox**

Permanent link:

<https://wiki.midibox.org/doku.php?id=triggermatrix5&rev=1677174496>

Last update: **2023/02/23 17:48**

